

## Powermite 599, ANSI Class 250 MT Series Terminal Unit 2-Way Valves



### Description

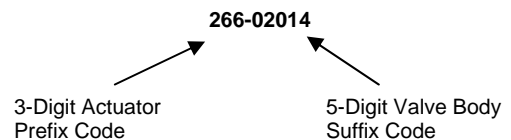
The Powermite 599 Series ANSI Class 250 MT Series 2-way valve bodies work with any MT Series pneumatic or electronic actuator with a 7/32-inch (5.5-mm) stroke. They are suitable for normally open or normally closed control. Typical applications include control of hot or chilled water, water-glycol solutions up to 50% and steam up to 15 psi (steam only with stainless steel trim). Compatible actuators deliver a minimum of 67 lbs (300 N) of force.

### Features

- Direct-coupled universal bonnet
- Female NPT end connections with either brass trim or stainless steel trim.
- ANSI Leakage Class IV (0.01% of Cv)

### Product Numbers

Use the product numbers in the tables to order the valve and the actuator assembled together. The product number consists of a 3-digit prefix code, a hyphen, and a 5-digit suffix code. The prefix specifies an actuator. The suffix specifies the valve body.












**Table 1. 2-Way Valve & Actuator Assemblies with Brass Trim and Female NPT Connections**

Valve Body	Valve Size, Inch	Cv (Kvs)	2-Inch Pneumatic Actuators, Spring Return (Fail-safe *)			Electro-mechanical, 24V							
			10-15 psi (69-103 kPa)	3-8 psi (21-55 kPa)	8-13 psi (55-90 kPa)	SSC81U Floating, NSR	SSC81.5U Floating, SR	SSC61U 0-10V, NSR	SSC61.5U 0-10V, SR	SQS65U 0-10V, NSR	SQS65.5U 0-10V, SR	SQS85.53U Floating, SR	
			Actuator Prefix Code										
			256	257	258	259	260	261	262	264	265	266	
Normally Closed	599-02000	1/2	0.4 (0.34)	256-02000	<b>257-02000B</b>	<b>258-02000C</b>	259-02000	260-02000	261-02000	262-02000	264-02000	265-02000	266-02000
	599-02002	1/2	0.63 (0.54)	256-02002	<b>257-02002B</b>	<b>258-02002C</b>	259-02002	260-02002	261-02002	262-02002	264-02002	265-02002	266-02002
	599-02004	1/2	1 (0.85)	256-02004	<b>257-02004B</b>	<b>258-02004C</b>	259-02004	260-02004	261-02004	262-02004	264-02004	265-02004	266-02004
	599-02006	1/2	1.6 (1.37)	256-02006	<b>257-02006B</b>	<b>258-02006C</b>	259-02006	260-02006	261-02006	262-02006	264-02006	265-02006	266-02006
	599-02008	1/2	2.5 (2.14)	256-02008	<b>257-02008B</b>	<b>258-02008C</b>	259-02008	260-02008	261-02008	262-02008	264-02008	265-02008	266-02008
	599-02010	1/2	4 (3.42)	256-02010	<b>257-02010B</b>	<b>258-02010C</b>	259-02010	260-02010	261-02010	262-02010	264-02010	265-02010	266-02010
	599-02012	3/4	6.3 (5.38)	256-02012	<b>257-02012B</b>	<b>258-02012C</b>	259-02012	260-02012	261-02012	262-02012	264-02012	265-02012	266-02012
	599-02014	1	10 (8.55)	256-02014	<b>257-02014B</b>	<b>258-02014C</b>	259-02014	260-02014	261-02014	262-02014	264-02014	265-02014	266-02014
Normally Open	599-02030	1/2	0.4 (0.34)	<b>256-02030A</b>	257-02030	<b>258-02030C</b>	259-02030	260-02030	261-02030	262-02030	264-02030	265-02030	266-02030
	599-02032	1/2	0.63 (0.54)	<b>256-02032A</b>	257-02032	<b>258-02032C</b>	259-02032	260-02032	261-02032	262-02032	264-02032	265-02032	266-02032
	599-02034	1/2	1 (0.85)	<b>256-02034A</b>	257-02034	<b>258-02034C</b>	259-02034	260-02034	261-02034	262-02034	264-02034	265-02034	266-02034
	599-02036	1/2	1.6 (1.37)	<b>256-02036A</b>	257-02036	<b>258-02036C</b>	259-02036	260-02036	261-02036	262-02036	264-02036	265-02036	266-02036
	599-02038	1/2	2.5 (2.14)	<b>256-02038A</b>	257-02038	<b>258-02038C</b>	259-02038	260-02038	261-02038	262-02038	264-02038	265-02038	266-02038
	599-02041	1/2	4 (3.42)	<b>256-02041A</b>	257-02041	<b>258-02041C</b>	259-02041	260-02041	261-02041	262-02041	264-02041	265-02041	266-02041
	599-02044	3/4	6.3 (5.38)	<b>256-02044A</b>	257-02044	<b>258-02044C</b>	259-02044	260-02044	261-02044	262-02044	264-02044	265-02044	266-02044
	599-02046	1	10 (8.55)	<b>256-02046A</b>	257-02046	<b>258-02046C</b>	259-02046	260-02046	261-02046	262-02046	264-02046	265-02046	266-02046

\* Product numbers in gray shading are available as assemblies only.

**Table 2. Two-Way Valve & Actuator Assemblies with Stainless Steel Trim and Female NPT Connections.**

 Valve Body	Valve Size, Inch	Cv (Kvs)	2-Inch Pneumatic Actuators, Spring Return (Fail Safe) *			Electro-mechanical, 24 Vac							
			10-15 psi (69-103 kPa)	3-8 psi (21-55 kPa)	8-13 psi (55-90 kPa)	SSC81U Floating, NSR	SSC81.5U Floating SR	SSC61U 0-10V, NSR	SSC61.5U 0-10V, SR	SQS65U 0-10V, NSR	SQS65.5U 0-10V, SR	SQS85.53U Floating, SR	
													
			Actuator Prefix Code										
			256	257	258	259	260	261	262	264	265	266	
Normally Closed	599-02015	1/2	0.4 (0.34)	256-02015	257-02015B	258-02015C	259-02015	260-02015	261-02015	262-02015	264-02015	265-02015	266-02015
	599-02017	1/2	0.63 (0.54)	256-02017	257-02017B	258-02017C	259-02017	260-02017	261-02017	262-02017	264-02017	265-02017	266-02017
	599-02019	1/2	1 (0.85)	256-02019	257-02019B	258-02019C	259-02019	260-02019	261-02019	262-02019	264-02019	265-02019	266-02019
	599-02021	1/2	1.6 (1.37)	256-02021	257-02021B	258-02021C	259-02021	260-02021	261-02021	262-02021	264-02021	265-02021	266-02021
	599-02023	1/2	2.5 (2.14)	256-02023	257-02023B	258-02023C	259-02023	260-02023	261-02023	262-02023	264-02023	265-02023	266-02023
	599-02025	1/2	4 (3.42)	256-02025	257-02025B	258-02025C	259-02025	260-02025	261-02025	262-02025	264-02025	265-02025	266-02025
	599-02027	3/4	6.3 (5.38)	256-02027	257-02027B	258-02027C	259-02027	260-02027	261-02027	262-02027	264-02027	265-02027	266-02027
	599-02029	1	10 (8.55)	256-02029	257-02029B	258-02029C	259-02029	260-02029	261-02029	262-02029	264-02029	265-02029	266-02029
Normally Open	599-02047	1/2	0.4 (0.34)	256-02047A	257-02047	258-02047C	259-02047	260-02047	261-02047	262-02047	264-02047	265-02047	266-02047
	599-02049	1/2	0.63 (0.54)	256-02049A	257-02049	258-02049C	259-02049	260-02049	261-02049	262-02049	264-02049	265-02049	266-02049
	599-02051	1/2	1 (0.85)	256-02051A	257-02051	258-02051C	259-02051	260-02051	261-02051	262-02051	264-02051	265-02051	266-02051
	599-02053	1/2	1.6 (1.37)	256-02053A	257-02053	258-02053C	259-02053	260-02053	261-02053	262-02053	264-02053	265-02053	266-02053
	599-02055	1/2	2.5 (2.14)	256-02055A	257-02055	258-02055C	259-02055	260-02055	261-02055	262-02055	264-02055	265-02055	266-02055
	599-02058	1/2	4 (3.42)	256-02058A	257-02058	258-02058C	259-02058	260-02058	261-02058	262-02058	264-02058	265-02058	266-02058
	599-02061	3/4	6.3 (5.38)	256-02061A	257-02061	258-02061C	259-02061	260-02061	261-02061	262-02061	264-02061	265-02061	266-02061
	599-02063	1	10 (8.55)	256-02063A	257-02063	258-02063C	259-02063	260-02063	261-02063	262-02063	264-02063	265-02063	266-02063

\* Product numbers in gray shading are available as assemblies only.

**Technical Data**

**Valve Size** 1/2-inch to 1-inch  
**Body** Globe style, UNS CA 844 bronze or forged brass C37700, ANSI Class 250  
**Trim** Brass or Stainless Steel  
**Stem** Stainless steel  
 ASTM A582 Type 303, 7/32-inch (5.5-mm) stroke  
**Seat** Metal-to-metal  
**Packing** Ethylene propylene O-ring  
**Close-off Ratings** According to ANSI/FCI 70-2 See Table 3.

**Controlled Medium** Water, water-glycol solutions to 50%, low pressure steam <15 PSI (with stainless steel trim only).  
**Media Temperature** 35°F to 250°F (2°C to 120°C)

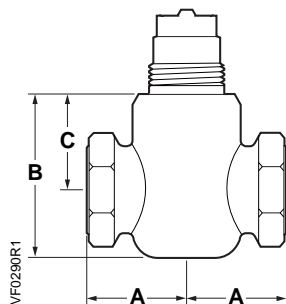
**Maximum Differential Pressure for Modulating Service:**

Media	Brass Trim	Stainless Steel Trim
Liquid	25 psi (173 kPa)	50 psi (345 kPa)
Steam	—	15 psi ( 103 kPa)

**Rangeability** Cv <1 = >50:1, Cv >1 = >100:1  
**Leakage Rate** Class IV (0.01% of Cv)  
**Flow Characteristics** Modified equal percentage  
**Mounting** NEMA 1 (interior only)

**Table 3. Close-Off Ratings in psi (kPa).**

Action	Valve Size Inch	Flow Rate, Cv (Kvs)	Electronic Actuator		Close-Off Ratings @ 20 psi (138 kPa)		
			SQS	SSC	2-Inch Pneumatic Actuator		
					3-8 psi (69-103 kPa)	8-13 psi (21-55 kPa)	10-15 psi (55-90 kPa)
NC	1/2	0.4 to 1.6 (0.34 to 1.37)	95 (655)	95 (655)	40 (276)	95 (655)	95 (655)
	1/2	2.5 to 4 (2.15 to 3.44)	50 (345)	50 (345)	28 (193)	50 (345)	50 (345)
	3/4 and 1	6.3 to 10 (5.43 to 8.6)	40 (276)	40 (276)	18 (124)	40 (276)	40 (276)
NO	1/2	0.4 to 1.6 (0.34 to 1.37)	160 (1103)	120 (868)	95 (655)	45 (310)	20 (138)
	1/2	2.5 to 4 (2.15 to 3.44)	85 (586)	65 (448)	45 (310)	25 (172)	15 (103)
	3/4 and 1	6.3 to 10 (5.43 to 8.6)	70 (482)	55 (379)	35 (241)	10 (69)	—



Female NPT x Female NPT

Valve Size Inch	A	B		C		Weight lbs (kg)
		NO	NC	NO	NC	
1/2	1-3/8 (35)	2-1/4 (57)		1-5/16 (33)		.96 (.44)
3/4	1-5/8 (41)	2-3/8 (59)		1-5/16 (33)		1.13 (.51)
1	1-15/16 (49)	2-3/4 (69)		1-9/16 (39)		1.7 (.77)

**Figure 1. Two-way Valve Dimensions in Inches (mm).**

**Typical Specifications**

Automatic control valves shall have NPT threaded type fittings, 1/2 through 1-inch sizes, and shall be ANSI rated to withstand the pressures and temperatures encountered.

Valves shall have metal-to-metal seats, stainless steel stems, and Ethylene propylene O-ring packing.

Valves shall be ANSI Leakage Class IV (0.01% of Cv). Valves shall have >50:1 rangeability for Cv<1 rangeability and >100:1 for Cv>1.

All two-way valves shall be provided with equal-percentage contoured throttling plugs.

For complete technical details on valves with stainless steel trim, or union female, angle female, or union male end connections, see *Powermite 599 Series, MT Series Terminal Unit Two-way Valves Technical Instructions*, 155-196P25.

Information in this publication is based on current specifications. The company reserves the right to make changes in specifications and models as design improvements are introduced. Products or company names mentioned herein may be the trademarks of their respective owners. © 2009 Siemens Building Technologies, Inc.